


# Poverty in Hong Kong: Challenges and opportunities

PAUL YIP

Chair Professor (Population Health), Department of Social Work and Social Administration  
 Director, The Hong Kong Jockey Club Centre for Suicide Research and Prevention  
 The University of Hong Kong




*Poverty is the worst form of violence.*  
 -Mahatma Gandhi



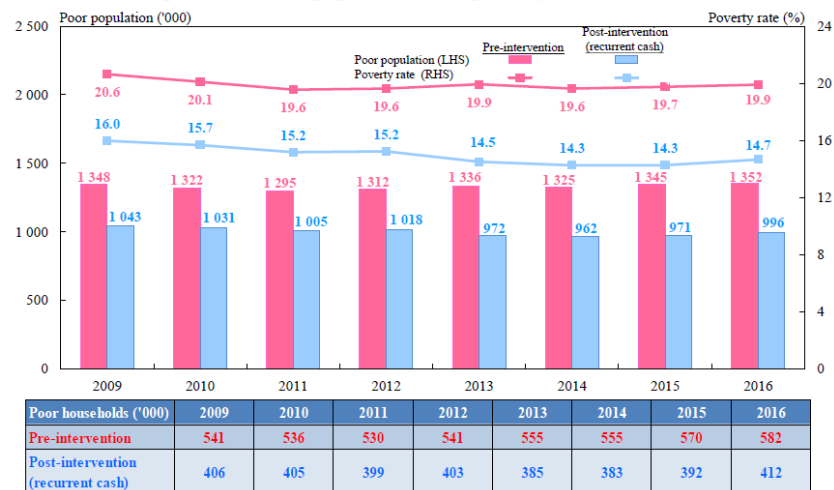
Poverty is not an accident. Like slavery and apartheid, it is man-made and can be removed by the actions of human beings.

- Nelson Mandela



## The poverty situation in Hong Kong

Figure 2.9: Poor population and poverty rate, 2009-2016

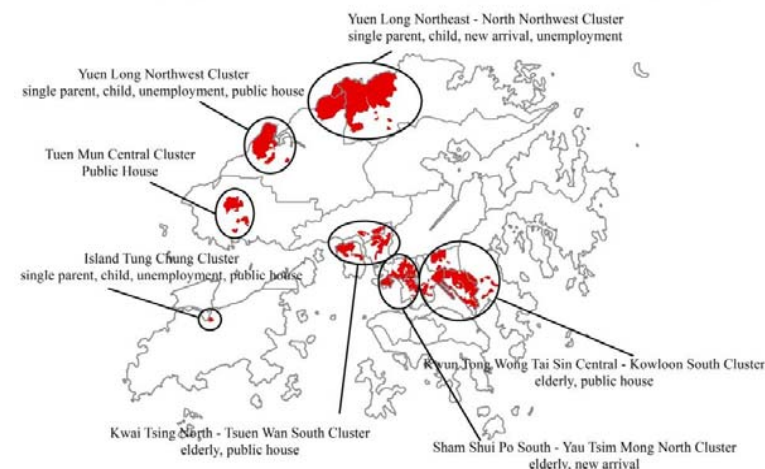


Source: Hong Kong Poverty Situation Report 2016

## Our earlier work identified **Seven** "Poverty Clusters"

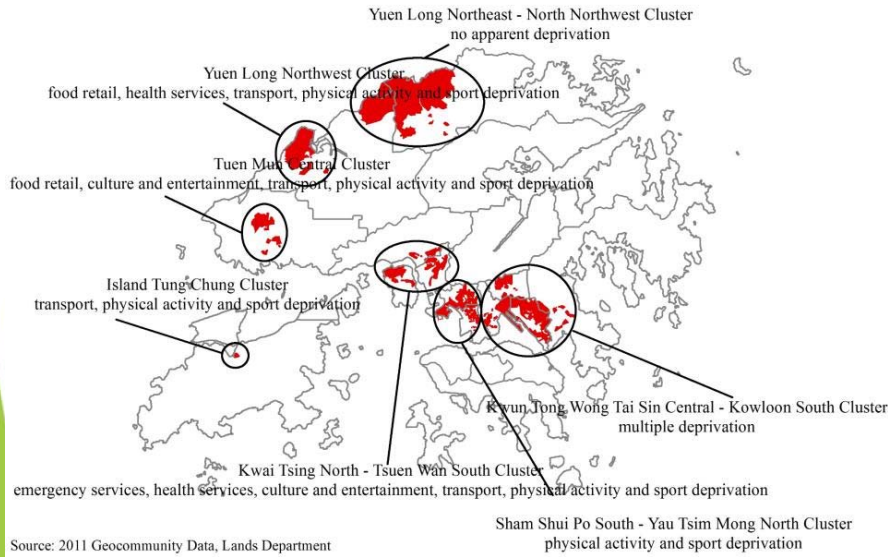
- e.g., 元朗 and 天水圍 (high concentration of new arrivals and young-ages in poor families and they are relatively deprived in health and cultural and entertainment services)

### Social-demographic Characteristics of "Poverty Clusters" in Hong Kong



Source: 2011 Census Data, Census and Statistics Department

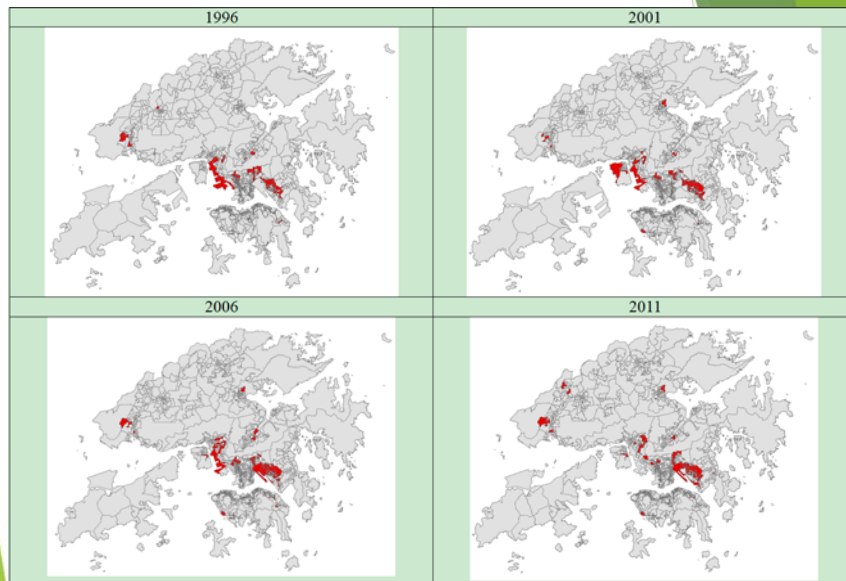
### Service Deprivation Characteristics of "Poverty Clusters" in Hong Kong



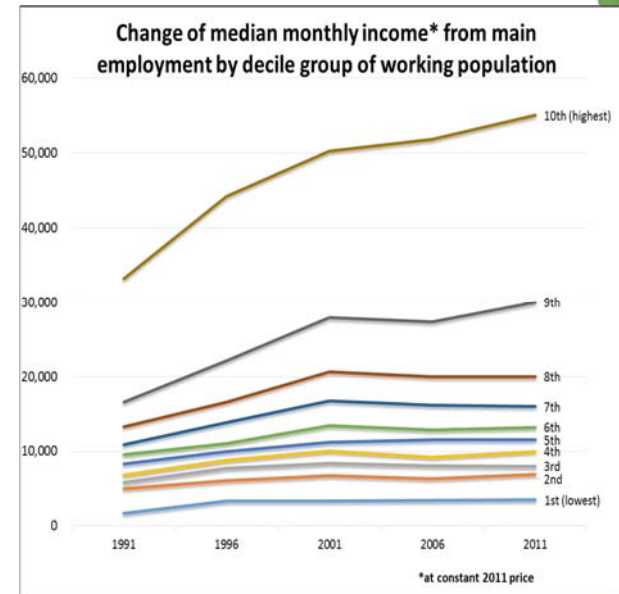
Using the GIS technique, we can further locate the disadvantaged youths from a geographical sense



### 1996-2011 Elderly poor population in HK



Source: C&SD



Source: C&SD

## Hong Kong Panel Survey for Poverty Alleviation

- ▶ A two-wave longitudinal panel household survey in Hong Kong
- ▶ The survey included five sections:
  - ▶ Personal information (of household head)
  - ▶ Family information
  - ▶ Poverty and social stratification
  - ▶ Social communication, support and inclusion
  - ▶ Physical health, mental health and living experiences
- ▶ Sample size of the Panel Survey
  - ▶ First-wave (baseline): 2,002 households involving 5,922 individuals
  - ▶ Second-wave (follow-up): 1,010 households involving 2,863 individuals

**十年物價變動**

項目	2001年 (元)	2011年 (元)	變幅
大家樂一哥焗豬扒飯	29.0	36.0	+24.1%
麥當勞雙層芝士仔堡餐	18.0	26.5	+47.2%
麥當勞麥樂雞餐	18.0	28.5	+58.3%
租金指數*	93.0	137.0	+47.3%
樓價指數*	77.2	187.3	+142.6%

\*實用面積小於430平方呎單位  
資料來源：綜合資料、差餉物業估價署



- [http://www.hket.com/store/IMAGE/HKET/2012/201211/20121120/HKET\\_20121120OP01BTL.jpg](http://www.hket.com/store/IMAGE/HKET/2012/201211/20121120/HKET_20121120OP01BTL.jpg)
- <http://ubeat.com.cuhk.edu.hk/wp-content/uploads/profile.jpg>

## Transition matrix of poverty status

- ▶ Based on pre-subsidy household income
  - ▶ Pre-subsidy poverty rate (baseline) = 35.0%
  - ▶ Pre-subsidy poverty rate (follow-up) = 32.8%

Baseline \ Follow-up	Non-poor	Poor
Non-poor	1,361	91
Poor	140	642

- ▶ Based on post-subsidy household income
  - ▶ Post-subsidy poverty rate (baseline) = 28.9%
  - ▶ Post-subsidy poverty rate (follow-up) = 26.8%

Baseline \ Follow-up	Non-poor	Poor
Non-poor	1,460	128
Poor	176	470

## Acknowledgements

- ▶ Hong Kong Jockey Club Charities Trust
- ▶ Labour and Welfare Bureau
- ▶ Census and Statistics Department
- ▶ Lands Department for GIS
- ▶ Supported by the CE Community Project

THANK YOU!